




Reflect and Connect: Observing, Documenting & Assessing Series

Content Area: Assessment

Read and Take Notes

To begin, read the selected article, *Creating a Yes! Environment: Supporting Creativity and Exploration*, written by Angela Elkins and published in the February/March 2019 issue of *Teaching Young Children*. As you read the article, take notes of statements that you agree with, that surprise you, and that you have questions about using the notations in the table below.

I agree with	surprise me	I have questions about
		

Reflect

1. During what routines, activities, or events do you say no often?
2. What challenges come to mind when considering implementing a "Yes" environment in your classroom?

Connect

1. Share your notes and reflections through conversation with your team.
2. Based on your reflections, identify an initial change idea to improve your practice. Make a plan for action.
3. What resources do you need to be successful (e.g., materials, specific information, a thought partner)?
4. How will you and/or others recognize that this change was met and led to improvement?
5. Schedule a time to check back in with your team to reflect, and connect!